


Learning Link

Ballads have been a type of popular music since the 13th century. They originally accompanied dancing but later became songs that told a simple story. By the 18th century, many ballad singers made a living by singing their latest songs and selling the printed music in the streets and at country fairs. In the late 19th century, ballads became what they are today—slow, expressive songs.

Tips for Creating a Melody in C Major


Use C-E-G most often with the **I** chord:




Use F-A-C most often with the **IV** chord:



Use D-F-A most often with the **ii** chord:



Use G-B-D most often with the **V** chord:



Imagination Station

Create a pop ballad by completing the RH melody.

- First, play the LH part.
- Using the rhythm above the staff, complete the RH melody following the chord symbols written below the LH part. (See Tips for Creating a Melody in C Major.)
- Write your favorite melody on the treble staff.
- Choose a title for your ballad.
- Then play hands together.



(your title)

Andante calore

5