



Overview of New Materials in Lesson Book 4

Musical Terms and Symbols








- Alberti bass accompaniment
- *allegretto*
- *cantabile*
- cadenza
- *dolce*
- *leggiero*
- minor scales (A, E—natural and harmonic)
- primary chords (A and E minor)
- relative minor
- *risoluto*
- *scherzando*
- *sforzando sf*
- *simile*
- tenuto mark 
- *tranquillo*
- triads (root position, 1st inversion, 2nd inversion)
- triplet



Technique Principles

- Arpeggios—one octave
- Blocking
- Changing fingers on same note
- Finger substitution
- Natural and harmonic minor scale fingering

Rhythm Patterns Introduced

1. $\frac{4}{4}$  || (Page 34)
2. $\frac{3}{4}$  || (Page 34)
3. $\frac{2}{4}$  || (Page 34)
4. $\frac{3}{4}$  || (Page 34)
5. $\frac{2}{4}$  || (Page 38)
6. $\frac{2}{4}$  || (Page 38)
7. $\frac{2}{4}$  || (Page 38)